

# Starting OpenSim on this USB Memory Stick



Instructions for running OpenSim on a USB memory stick for a Windows PC.

USB memory stick minimum: 1GB

**Step 1: Run mowes.exe**

**Step 2. Run OpenSim.exe**

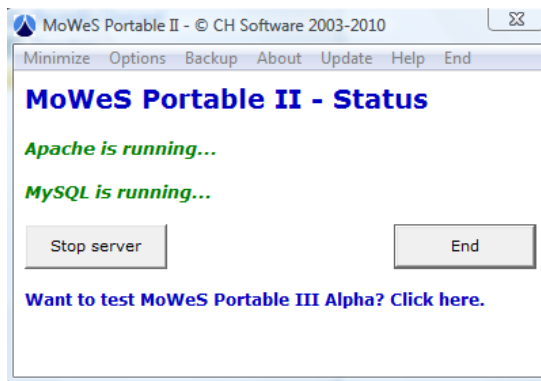
**Step 3. Run imprudence.exe**

---

## Step 1: Run mowes.exe

(If the shortcut does not work then run usb-opensim\mowes.exe)

Wait until you see the following screen and **leave the window open.**



**Error?** If Apache is not running and Skype is loaded then exit Skype and run mowes.exe again.

## Step 2. Run OpenSim.exe

(If the shortcut does not work then run usb-opensim\diva-r.....\bin\opensim.exe)

Wait 2 minutes until the following window stops scrolling (at Region <root> #) and **leave the window open.**

```
ca: E:\usb-opensim\diva-r13981\bin\OpenSim.exe
08:30:14 - [XEngine]: Loaded script Torch (with scripts).New Sc
6a6c6de1-f507-4baf-9576-8f6904840d6f, prim UUID 4e4a9885-d7c1-4
fd88f @ <107.094, 132.053, 26.609>.usbisland 1
08:30:14 - [XEngine]: Loaded script Torch (with scripts).New Sc
6a6c6de1-f507-4baf-9576-8f6904840d6f, prim UUID 7c7de5b1-ceed-4
5accf @ <107.094, 132.053, 26.609>.usbisland 1
08:30:14 - [XEngine]: Loaded script Torch (with scripts).New Sc
6a6c6de1-f507-4baf-9576-8f6904840d6f, prim UUID 73b4b505-0bfc-4
0441d @ <124.046, 107.047, 26.609>.usbisland 1
08:30:14 - [XEngine]: Loaded script Torch (with scripts).New Sc
6a6c6de1-f507-4baf-9576-8f6904840d6f, prim UUID a5a65d97-4022-4
4014b @ <124.046, 107.047, 26.609>.usbisland 1
08:30:14 - [XEngine]: Loaded script Torch (with scripts).New Sc
6a6c6de1-f507-4baf-9576-8f6904840d6f, prim UUID fb0e894c-b959-4
57177 @ <124.046, 107.047, 26.609>.usbisland 1
08:30:14 - [XEngine]: Loaded script Torch (with scripts).New Sc
6a6c6de1-f507-4baf-9576-8f6904840d6f, prim UUID 248382b9-d3e3-4
cd4c1 @ <143.533, 151.168, 28.611>.usbisland 1
08:30:14 - [XEngine]: Loaded script Torch (with scripts).New Sc
6a6c6de1-f507-4baf-9576-8f6904840d6f, prim UUID d900042b-37bd-4
db68f @ <143.533, 151.168, 28.611>.usbisland 1
08:30:14 - [XEngine]: Loaded script Torch (with scripts).New Sc
6a6c6de1-f507-4baf-9576-8f6904840d6f, prim UUID f30b8984-6c2b-4
8a34e @ <143.533, 151.168, 28.611>.usbisland 1
Region <root> #
```

**Error?** If the window closes and you get an error message then run usb-opensim\diva-r.....\bin\OpenSim32BitLaunch.exe instead.

### Step 3. Run imprudence.exe

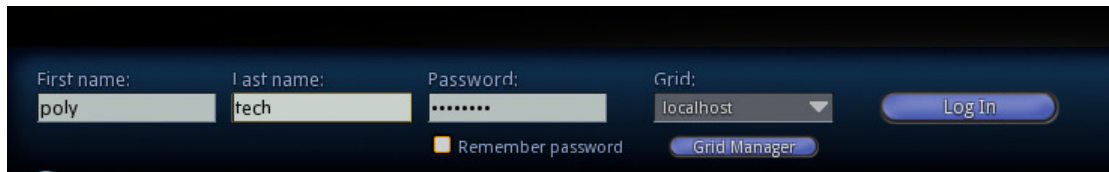
First name: **poly**

Last name: **tech**

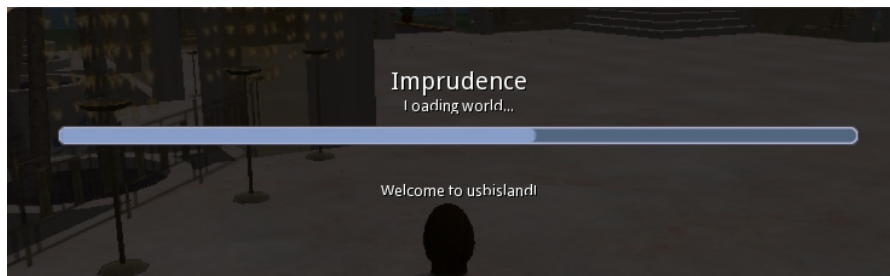
Password: **polytech**

Grid: **localhost**

Then **Login**



Wait until loaded...



If the view is dark (night time) then press <CTRL><SHIFT>Y

Use the arrow keys to move Poly Tech the avatar.



### When Finished

1. Imprudence window: File → **Quit**
2. OpenSim window: Region <root> # **Quit**
3. MoWeS window: **Stop servers** then **End**